



Reception Writing Progression

Begin to understand the difference between picture and writing.

Add marks to drawings to convey a message and adult ascribe meaning.

Begin to mark make and attempt to write name -recognisable first letter.



Scribble Writing

Begin to use scribble writing understanding to go left to right.

Begin to write own name using a name card with some recognisable letters.

Symbols That Represent Letters

Use some symbolic shapes and begin to use some print and letter knowledge.

Form name in mark making /early writing and ascribe meaning




Random Letters and Letter Strings

Write own name from memory with majority of letters formed correctly.

Use some print and letter knowledge in mark making/ early writing

Make marks/write for a purpose


Break flow of speech into words- developing oral rehearsal with adult scribing what they want to say.



Letter Groups

To be able to say a sentence (teacher to scribe) think it say it.

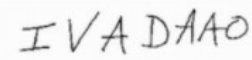
Give meaning to marks with directional scribble, symbolic letters and letter strings.



Beginning Sounds

To write own name.

To label using initial sounds.



Early Inventive Spelling

To hear beginning, middle and end sounds.

To begin to write simple CVC words and use some tricky words.

To write lists using phonic knowledge.

Begin to write simple sentences.



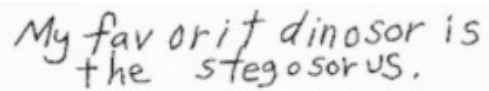
Write captions embedding simple sentences.

Use story maps.



Write phonetically plausible sentences.

Use finger spaces.

















Transitional Writing

Make attempts at spelling words correctly.

Writing sentences using a range of tricky words.

Use full stops, Capital letters and finger spaces.

Write simple stories using teaching sequences.

Pre-Phonemic Stage						
Pictures	Random Scribbling	Scribble writing	Symbols that represent letters	Random letters	Letter Strings	Letter groups
						
Picture tells a story to convey message	Starting point at any point of paper	Progression is from left to right	Mock letters or symbols		Letter strings move from L to R and move down the page	Separated by spaces to resemble different words
Early Phonemic Stage	Letter name stage		Transitional Stage			
Environmental print	Beginning sounds Random and initial consonants	Initial and final sounds appear	Vowel sounds appear Evidence of tricky words	All syllables represented	Inventive spelling	Multiple related sentences with many words spelled correctly
						
Awareness of print, copied from surroundings	Beginning and ending letters are used to represent words		Medial sound may initially be written as a consonant. Vowels begin to appear.	A child hears beginning, middle and end sounds.	Whole sentence writing develops.	

	I can write my name
	I can write some recognisable letters when I write
	I am working on representing some sounds in order when I sound out
	I can write initial and end sounds
	I can write cvc words using phase Set 1 sounds
	I am starting to write set 1 red words
	I can write cvc words using some digraphs.
	I am starting to write more set 1 red words
	I can write simple captions lists to match a picture
	I can write a simple sentence using my phonic knowledge and knowledge of red words
	I am starting to use a full stop.
	I can reread what I have written.
	I am starting to use some finger spaces between my words.
	I am forming my letters correctly.
	I am starting to use capital letters.
	My writing can be read by others.
	Some words are spelled correctly and others are phonetically plausible
	I can spell many HFW words